



Activity Kits

Children in hospitals often spend a lot of time in waiting rooms. Below is an example of an activity kits they can be greeted with when they check in. Feel free to add in anything you think they would find fun.

In each kit you can add:

- 1 Activity Book
- 1 Notebook
- 4 Crayons
- 2 sheets of stickers
- 4 sheets of the origami paper
- 6-8 Googly Eyes
- The Bookmark that you created
- Instructions for them to make their own Bookmark Buddy (found on next page)



Place each item nicely in Ziploc bag. You can add a label to the front letting the recipient know who it's from, or a card inside with a positive message. Please keep in mind that these kits will be given to children in hopes of comforting them during a difficult time. Take the same time and care while you put it together, as you would with a gift for someone in your own family.

Possible local recipients:

[Children's National Medical Center](#)

[INOVA Children's Hospital](#)

[Ronald McDonald House](#)

*Remember to always check that something is needed before delivery.

Supply Ideas:

[Crayons](#)

[Activity Books](#)

[Notebooks](#)

[Stickers](#)

[Origami Paper](#)

[Googly Eyes](#)




Make your own Bookmark Buddy!


Materials: Two sheets of origami paper, Googly eyes, Glue stick, Scissors

Instructions:


1. Fold the paper in half diagonally so you make a triangle.




2. Bring the bottom sides of the triangle up to meet at the top point.



3. Open the sides back up, and fold down the front top paper from the point of the triangle.




4. Wrap and tuck the bottom points around the flap that you just folded down.





5. If you want, cut another sheet of colored paper to fit inside the bookmark you just folded. It should be slightly smaller than $\frac{1}{4}$ of the piece of paper. Then use a glue stick to hold it in place.



6. Decorate your Bookmark as creatively as you like. You can use the googly eyes, make teeth, or color on a face. Create an animal, monster or fun character. Use your imagination!

